




Product Highlights

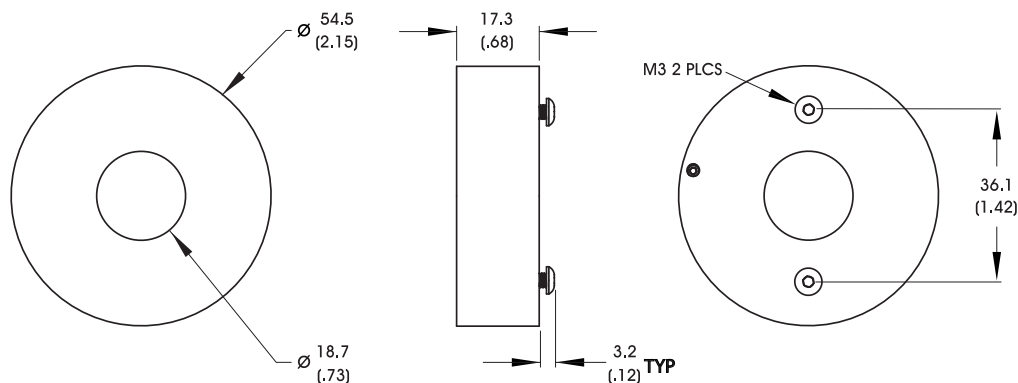
- Produces classic dark field effects
- Designed for inspecting small objects



General Specifications

Electrical Specifications	Color	24v Current	All Other Controls
	625, 660, 880	0.09 A	0.067 A Max
	395, 470, 520, WHI	0.06 A	0.045 A Max
Normal Operating Temperature	0 - 60°C		
Weight (g)	57.2g (2.02oz)		
Standard Cable Information	Up to 2 meters (80") long - 105°C rated PVC jacket, foil shield with drain.		
Photobiological Risk Factor IEC 62471	Exempt Applicable Wavelengths: 880 Group 1 (Low-Risk) Applicable Wavelengths: 470, 520, 625, 660, WHI Group 2 (Moderate Risk) Applicable Wavelengths: 395		
Compliance	  		
IP Rating	Not Rated		
Lumen Maintenance	L70 = 50,000 hours		

Mechanical Specifications



DIMENSIONS ARE IN MILLIMETERS (INCHES)

Part Number Key

Model	—	Spectral Wavelength	Connector/ Control	—	Alternative Connector
RL2115	—	XXX	XX	—	XXX
RL2115		(UV) 395 ² (blue) 470 (green) 520 (red orange) 625 (red) 660 (infra red) 880 (white) WHI	C1 C5 IC I3 I3S 24		M12 ¹
Ex: RL2115-395C1 RL2115-62524-M12			¹ Available with IC, I3, I3S and 24v options only ² Not available in IC and 24 options		

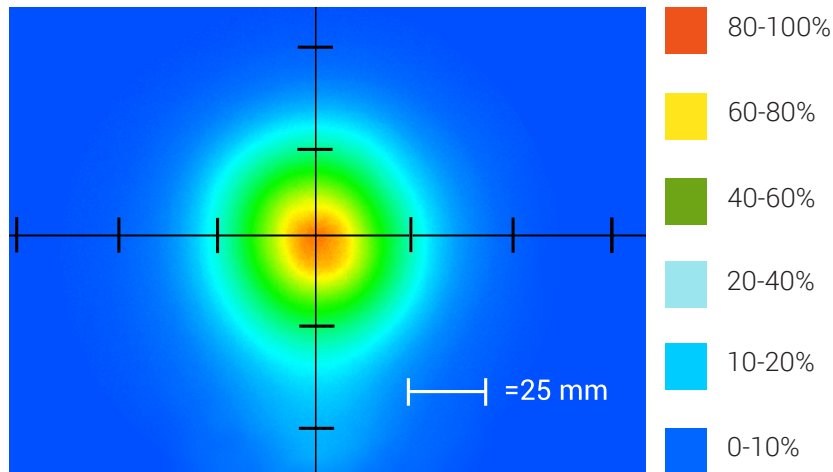
Stock Product: shipped within 3 days **Build to Order:** shipped within 2 weeks
None

Connector | Control Options

C1 Connector	C5 Connector	ICS 2 (IC)	ICS 3 (I3)	ICS 3S (I3S)	24
For use with: DCS Series Controllers	For use with: Pulsar 320 Strobe Controller.	Continuous in-line controller Powered with: 24V power supply	Combination strobe/continuous in-line controller Powered with: 24V power supply	Default-OFF strobe/continuous in-line controller Powered with: 24V power supply	Flying/tinned leads Powered with: 24V power supply

Optical Performance

Intensity Distribution



Optical measurement taken using RL2115-WHII3 @ 9.5 mm

Area of Illuminance & Intensity

Working Area (FWHM)
@ Working Distance

9.4 Dia (mm)
@9.5 (mm)



Light Output

Irradiance (W/M²): Min 833; Typ 980
Illuminance (kLux): Min 213; Typ 251

Operation and Wiring

ICS 2 (IC)

Pin (M12)	Function	Wire Color
1	+24 VDC	Brown
2	0-10 VDC Analog Control	White
3	GND	Blue
4	GLO	Black
5	N/A	Gray

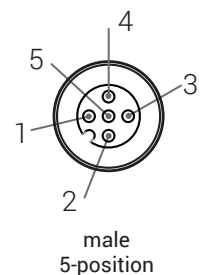
ICS 3 (I3 and I3S)

Pin (M12)	Function	Wire Color
1	+24 VDC	Brown
2	Reserved	White
3	GND	Blue
4	PNP/Active High Trigger	Black
5	0-10 VDC Analog Control	Gray

24 Volt

Pin (M12)	Function	Wire Color
1	+24 VDC	Brown
2	N/A	White
3	-24 VDC	Blue
4	N/A	Black
5	N/A	Gray

Optional M12 Pinout



Warranty Information

Every Advanced illumination, Inc. (Ai) product is thoroughly inspected and tested before leaving the factory. Products are warranted to be free of defects in workmanship and materials for a period of two years from the original date of purchase. Should a defect develop during this period, please contact Ai Customer Service or your Ai distributor for a Return Merchandise Authorization (RMA), and return the complete product, freight prepaid, to Ai. If a defect is found, Ai will - at our discretion - repair or replace the product without charge. Ai claims no liability for any implied warranties, including "merchantability" and "fitness for a specific purpose."

Electromagnetic Compatibility

This product was tested and complies with the regulatory requirements and limits for electromagnetic compatibility (EMC) as stated in the product specifications. These requirements and limits are designed to provide reasonable protection against harmful interference only when the product is operated in its intended industrial electromagnetic environment. To minimize the potential for electromagnetic interference or unacceptable performance degradation, install and use this product in strict accordance with the instructions in the product documentation.

Customer Service

For information on existing orders, or to make an order adjustment, contact us Monday through Friday 8:00 am to 5:00 pm, EST or send an email to orders@advill.com.

Company Information

Advanced Illumination

440 State Garage Road, Rochester VT. 05767

Phone: 802.767.3830

Fax: 802.767.3831

Email: info@advancedillumination.com

Web: advancedillumination.com

© 2015 Advanced Illumination Inc. All rights reserved