




Product Highlights

- Edge to edge back lighting in a 12.2mm (.48") thick housing
- 2" wide, expandable in 1" increments; Lengths from 1" - 14"
- Optional washdown version offers IP65 compliant design

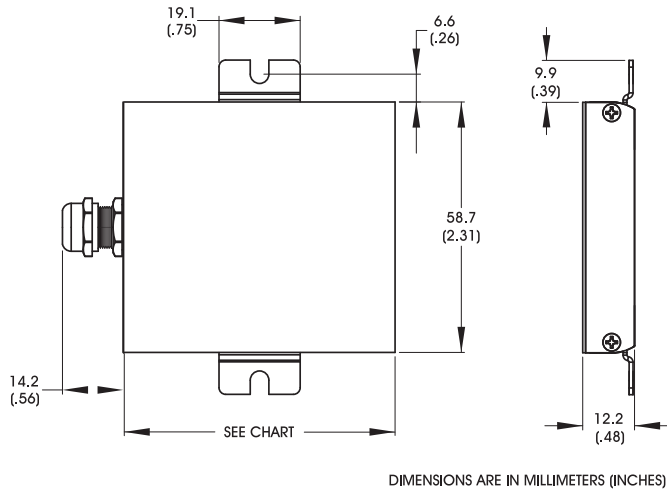


General Specifications

Electrical Specifications	Color	24v Current	All Other Controls
	660, 880	0.05 A per 1 inches	0.02 A Max per 1 inches
	470, 520, WHI	0.04 A per 1 inches	0.03 A Max per 1 inches
Normal Operating Temperature	0 - 60°C		
Weight (g)	2" unit - 69.85g (2.46oz)		
Standard Cable Information	Up to 2 meters (80") long - 105°C rated PVC jacket, foil shield with drain.		
Photobiological Risk Factor IEC 62471	Exempt Applicable Wavelengths: 880 Group 1 (Low-Risk) Applicable Wavelengths: 470, 520, 660, WHI		
Compliance			
IP Rating	IP64 Sealed, IP50 Unsealed		
Lumen Maintenance	L70 = 50,000 hours		

BL128 Expandable Series

Mechanical Specifications



Washdown and Non Washdown Versions

Part #	Length in mm (inches)
BL12801	36.6 (1.44)
BL128 ¹	62.0 (2.44)
BL12803	87.4 (3.44)
BL12804	112.8 (4.44)
BL12805	138.2 (5.44)
BL12806	163.6 (6.44)
BL12807	189.0 (7.44)
BL12808	214.4 (8.44)
BL12809	239.8 (9.44)
BL12810	265.2 (10.44)
BL12811	290.6 (11.44)
BL12812	316.0 (12.44)
BL12813	341.4 (13.44)
BL12814	366.8 (14.44)

¹BL128 does not require a two digit suffix to represent this length.

Part Number Key

Model	Lighted Length	—	Spectral Wavelength	Connector/Control	Wash Down Option	—	Alternative Connector
BL128	XX	—	XXX	XX	X	—	XXX
BL128	01" increments up to 14" (2" needs no suffix)		(blue) 470 (green) 520 (red) 660 (infra-red) 880 (white) WHI	C1 C5 IC I3 I3S	W		M12 ¹
Ex: BL12806-470C5W BL12808-660I3-M12					¹ Available with IC, I3 and I3S options only		

Stock Product: *shipped within 3 days*
BL128 - WHIIC

Build to Order: *shipped within two weeks*

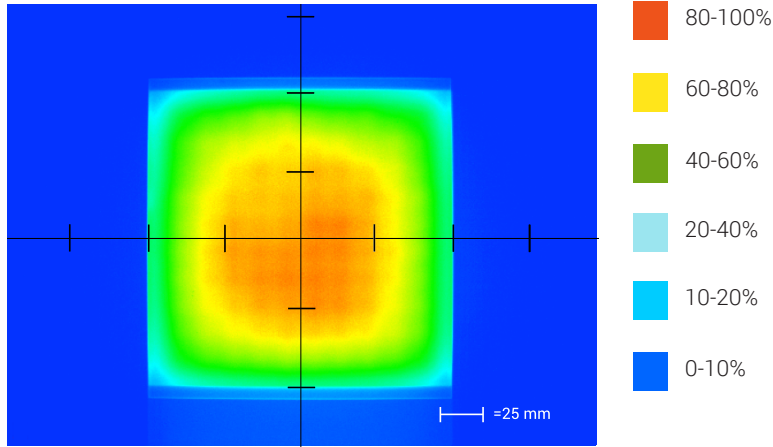
Connector | Control Options

C1 Connector	C5 Connector	ICS 2 (IC)	ICS 3 (I3)	ICS 3S (I3S)
For use with: DCS Series Controllers	For use with: Pulsar 320 Strobe Controller.	Continous in-line controller Powered with: 24V power supply	Combination strobe/continous in-line controller Powered with: 24V power supply	Default-OFF strobe/continous in-line controller Powered with: 24V power supply

BL128 Expandable Series

Optical Performance

Intensity Distribution



Optical measurement taken using BL128-WHIC

Area of Illuminance & Intensity

Working Area (FWHM)
@ Working Distance

Light Output

43.2 X 43.2 (mm)
@surface



Irradiance (W/M²): Min 123.3; Typ 145
Illuminance (kLux): Min 38.3; Typ 45

Operation and Wiring

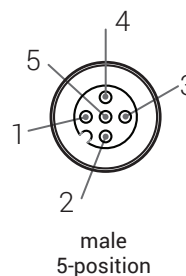
ICS 2 (IC)

Pin (M12)	Function	Wire Color
1	+24 VDC	Brown
2	0-10 VDC Analog Control	White
3	GND	Blue
4	GLO	Black
5	N/A	Gray

ICS 3 (I3 and I3S)

Pin (M12)	Function	Wire Color
1	+24 VDC	Brown
2	Reserved	White
3	GND	Blue
4	PNP/Active High Trigger	Black
5	0-10 VDC Analog Control	Gray

Optional M12 Pinout



BL128 Expandable Series

Warranty Information

Every Advanced illumination, Inc. (Ai) product is thoroughly inspected and tested before leaving the factory. Products are warranted to be free of defects in workmanship and materials for a period of two years from the original date of purchase. Should a defect develop during this period, please contact Ai Customer Service or your Ai distributor for a Return Merchandise Authorization (RMA), and return the complete product, freight prepaid, to Ai. If a defect is found, Ai will - at our discretion - repair or replace the product without charge. Ai claims no liability for any implied warranties, including "merchantability" and "fitness for a specific purpose."

Electromagnetic Compatibility

This product was tested and complies with the regulatory requirements and limits for electromagnetic compatibility (EMC) as stated in the product specifications. These requirements and limits are designed to provide reasonable protection against harmful interference only when the product is operated in its intended industrial electromagnetic environment. To minimize the potential for electromagnetic interference or unacceptable performance degradation, install and use this product in strict accordance with the instructions in the product documentation.

Customer Service

For information on existing orders, or to make an order adjustment, contact us Monday through Friday 8:00 am to 5:00 pm, EST or send an email to orders@advill.com.

Company Information

Advanced Illumination

440 State Garage Road, Rochester VT. 05767

Phone: 802.767.3830

Fax: 802.767.3831

Email: info@advancedillumination.com

Web: advancedillumination.com

© 2015 Advanced Illumination Inc. All rights reserved