



PowerScan™ PD7100 Corded Linear Imaging Reader



Quick Reference Guide

Datalogic ADC, Inc.

959 Terry Street
Eugene, OR 97402
USA
Telephone: (541) 683-5700
Fax: (541) 345-7140

©2008 - 2013 Datalogic, Inc.

An Unpublished Work - All rights reserved. No part of the contents of this documentation or the procedures described therein may be reproduced or transmitted in any form or by any means without prior written permission of Datalogic ADC, Inc. or its subsidiaries or affiliates ("Datalogic" or "Datalogic ADC"). Owners of Datalogic products are hereby granted a non-exclusive, revocable license to reproduce and transmit this documentation for the purchaser's own internal business purposes. Purchaser shall not remove or alter any proprietary notices, including copyright notices, contained in this documentation and shall ensure that all notices appear on any reproductions of the documentation. Should future revisions of this manual be published, you can acquire printed versions by contacting your Datalogic representative. Electronic versions may either be downloadable from the Datalogic website (www.datalogic.com) or provided on appropriate media. If you visit our website and would like to make comments or suggestions about this or other Datalogic publications, please let us know via the "Contact Datalogic" page.

Disclaimer

Datalogic has taken reasonable measures to provide information in this manual that is complete and accurate, however, Datalogic reserves the right to change any specification at any time without prior notice. Datalogic and the Datalogic logo are registered trademarks of Datalogic S.p.A. in many countries, including the U.S.A. and the E.U. All other brand and product names may be trademarks of their respective owners.

Patents

This product may be covered by one or more of the following patents:

4603262 • 4639606 • 4652750 • 4672215 • 4699447 • 4709369 • 4749879 • 4786798 • 4792666 • 4794240 • 4798943 • 4799164 • 4820911 • 4845349 • 4861972 • 4861973 • 4866257 • 4868836 • 4879456 • 4939355 • 4939356 • 4943127 • 4963719 • 4971176 • 4971177 • 4991692 • 5001406 • 5015831 • 5019697 • 5019698 • 5086879 • 5115120 • 5144118 • 5146463 • 5179270 • 5198649 • 5200597 • 5202784 • 5208449 • 5210397 • 5212371 • 5212372 • 5214270 • 5229590 • 5231293 • 5232185 • 5233169 • 5235168 • 5237161 • 5237162 • 5239165 • 5247161 • 5256864 • 5258604 • 5258699 • 5260554 • 5274219 • 5296689 • 5298728 • 5311000 • 5327451 • 5329103 • 5330370 • 5347113 • 5347121 • 5371361 • 5382783 • 5386105 • 5389917 • 5410108 • 5420410 • 5422472 • 5426507 • 5438187 • 5440110 • 5440111 • 5446271 • 5446749 • 5448050 • 5463211 • 5475206 • 5475207 • 5479011 • 5481098 • 5491328 • 5493108 • 5504350 • 5508505 • 5512740 • 5541397 • 5552593 • 5557095 • 5563402 • 5565668 • 5576531 • 5581707 • 5594231 • 5594441 • 5598070 • 5602376 • 5608201 • 5608399 • 5612529 • 5629510 • 5635699 • 5641958 • 5646391 • 5661435 • 5664231 • 5666045 • 5671374 • 5675138 • 5682028 • 5686716 • 5696370 • 5703347 • 5705802 • 5714750 • 5717194 • 5723852 • 5750976 • 5767502 • 5770847 • 5786581 • 5786585 • 5787103 • 5789732 • 5796222 • 5804809 • 5814803 • 5814804 • 5821721 • 5822343 • 5825009 • 5834708 • 5834750 • 5837983 • 5837988 • 5852286 • 5864129 • 5869827 • 5874722 • 5883370 • 5905249 • 5907147 • 5923023 • 5925868 • 5929421 • 5945670 • 5959284 • 5962838 • 5979769 • 6006199 • 6006991 • 6012639 • 6016135 • 6024284 • 6041374 • 6042012 • 6045044 • 6047889 • 6047894 • 6056198 • 6056196 • 6065676 • 6069696 • 6073849 • 6073851 • 6094288 • 6112993 • 6129279 • 6129282 • 6134039 • 6142376 • 6152368 • 6152372 • 6155488 • 6166375 • 6169614 • 6173894 • 6176429 • 6188500 • 6189784 • 6213397 • 6223986 • 6230975 • 6230976 • 6244510 • 6259545 • 6260763 • 6266175 • 6273336 • 6276605 • 6279829 • 6290134 • 6290135 • 6293467 • 6303927 • 6311895 • 6318634 • 6328216 • 6332576 • 6332577 • 6343741 • 6454168 • 6478224 • 6568598 • 6578765 • 6705527 • 6857567 • 6974084 • 6991169 • 7051940 • 7170414 • 7172123 • 7201322 • 7204422 • 7215493 • 7224540 • 7234641 • 7243850 • 7374092 • 7407096 • 7490770 • 7495564 • 7506816 • 7527198 • 7527207 • 7537166 • 7562817 • 601 26 118.6 • AU703547 • D312631 • D313590 • D320011 • D320012 • D323492 • D330707 • D330708 • D349109 • D350127 • D350735 • D351149 • D351150 • D352936 • D352937 • D352938 • D352939 • D358588 • D361565 • D372234 • D374630 • D374869 • D375493 • D376357 • D377345 • D377346 • D377347 • D377348 • D388075 • D446524 • D606544 • EP0256296 • EP0260155 • EP0260156 • EP0259536 • EP0325469 • EP0349770 • EP0368254 • EP0442215 • EP0498366 • EP0531645 • EP0663643 • EP0698251 • EP01330772 • EP870761 • GB2252333 • GB2284086 • GB2301691 • GB2304954 • GB2307093 • GB2308267 • GB2308678 • GB2319103 • GB2333163 • GB2343079 • GB2344486 • GB2345568 • GB2354340 • ISR107546 • ISR118507 • ISR118508 • JP1962823 • JP1971216 • JP2513442 • JP2732459 • JP2829331 • JP2953593 • JP2964278 • MEX185552 • MEX187245 • RE37166 • RE40071

Additional Patents Pending.

Statement of Agency Compliance

This device complies with part 15 of the FCC Rules. Operation is subject to the following two conditions: (1) this device may not cause harmful interference, and (2) this device must accept any interference received, including interference that may cause undesired operation.

FCC Class B Compliance Statement

This equipment has been tested and found to comply with the limits for a Class B digital device pursuant to part 15 of the FCC Rules. These limits are designed to provide reasonable protection against harmful interference in a residential installation. This equipment generates, uses, and can radiate radio frequency energy and, if not installed and used in accordance with the instructions, may cause harmful interference to radio communications. However, there is no guarantee that interference will not occur in a particular installation. If this equipment does cause harmful interference to radio or television reception, which can be determined by turning the equipment off and on, the user is encouraged to try to correct the interference by one or more of the following measures:

- Reorient or relocate the receiving antenna.
- Increase the separation between the equipment and receiver.
- Connect the equipment into an outlet on a circuit different from that to which the receiver is connected.
- Consult the dealer or an experienced radio or television technician for help.

Canadian Notice

This equipment does not exceed the Class B limits for radio noise emissions as described in the Radio Interference Regulations of the Canadian Department of Communications.

Le présent appareil numérique n'émet pas de bruits radioélectriques dépassant les limites applicables aux appareils numériques de la classe B prescrites dans le Règlement sur le brouillage radioélectrique édicté par le ministre des Communications du Canada.

Power Supply

Models require either a Listed class II or class III with a Limited Power Source (LPS).

For the safety certification to be valid, class III input power sources must be IEC/EN60950-1 (EN 60335-series, EN 60065 or relevant) approved. CEC IV Efficiency Regulations Compliance.

Input: 90-264 VAC Output: 5 VDC

Max. Current: 0.5 A Max. Power: 12.5 W Max.

Use only the authorized power supplies supplied by your Datalogic reseller. The use of any other power supplies can damage the reader and void your warranty.

 Atención	Características de la fuente de alimentación eléctrica. Entrada: 100 - 240 Vca 600mA 50/60 Hz Salida: +12 VDC @ 1500mA (-) Negativo al centro
Utilice en su red solo fuentes certificadas en Argentina. El uso de fuentes de alimentación no compatibles puede resultar en riesgo de incendio o de choque eléctrico para el usuario.	



For USB Power Off Terminal applications, attach to USB 1.0, 1.1 or 2.0 host device only.

Solids and Water Protection

The reader has an IEC rating of IP65.

Datalogic ADC, Inc.

POWERSCAN™ END USER LICENSE AGREEMENT

Notice to End User: The Datalogic Product you have acquired contains embedded Software, which is integral to the product's operation. This Software is being provided to you under license, subject to the terms and conditions of this Agreement. If you use the Datalogic Product, you will be deemed to have accepted the terms and conditions of this Agreement. If you do not intend to be bound to the terms of this Agreement, Datalogic is not willing to license the Software to you, you may not use the Datalogic Product or the Software, and you must contact the party from whom you acquired the Datalogic Product for instructions.

This End User Software License Agreement ("Agreement") is a legally binding agreement governing the licensing of the Software and Documentation by Datalogic Holdings, Inc. and its wholly owned subsidiaries and affiliates ("Datalogic") to the entity or person who has purchased or otherwise acquired a Datalogic Product ("End User"). For purposes of this Agreement, any software that is associated with a separate end-user license agreement is licensed to you under the terms of that license agreement. Datalogic and End User hereby agree as follows:

1. Definitions.

- 1.1 "Documentation" means materials such as user's guides, program reference guides, quick reference guides, manuals, or similar materials associated with or related to the Datalogic Product, whether in printed, "online", or other form.
- 1.2 "Proprietary Information" means: (a) source code, object code, software, documentation, and any related internal design, system design, data base design, algorithms, technology, technical data or information, implementation techniques, and trade secrets related to the Software, (b) any other trade secrets marked appropriately or identified as proprietary or confidential, and (c) any information that End User, under the circumstances, should recognize as confidential. Proprietary Information does not include any information that the receiving party can establish was (1) in the public domain, (2) already in the receiving party's possession or rightfully known prior to receipt, (3) rightfully learned from a third party not in violation of any other's proprietary rights, or (4) independently developed without access to Proprietary Information.
- 1.3 "Datalogic Product" means the Datalogic PowerScan™ series, PowerScan™ Imager series, PowerScan™ EP series, PowerScan™ LR series, PowerScan™ HD series, PowerScan™ PD series, and/or PowerScan™ RF series scanner product, including all embedded Software in and all Documentation related to such product, which has been purchased or otherwise acquired by End User, whether obtained directly or indirectly from Datalogic.
- 1.4 "Software" means any software or computer programs of Datalogic or its third party licensors in machine readable form which is embedded in the Datalogic Product, whether obtained directly or indirectly from Datalogic, including any replacement, update, upgrade, enhancement or modification.

2. Scope Of License Granted.

- 2.1 Datalogic grants to End User a non-exclusive, non-transferable, perpetual license to use the Software, solely on the Datalogic Product in which it is embedded ("designated Datalogic Product"), in machine-readable form only, solely for End User's internal business purposes. This Agreement does not convey ownership of the Software to End User. Title to the Software shall be and remain with Datalogic or the third party from whom Datalogic has obtained a licensed right. As used in this Agreement, the term "purchase" or its equivalents when applied to the Software shall mean "acquire under license." End User is not entitled to receipt or use of the source code to any Software.
- 2.2 End User shall not copy, modify, decompile, disassemble, reverse engineer, or otherwise reproduce or manufacture the Software, whether modified or unmodified, nor sell, assign, sublicense, distribute, lend, rent, give, or otherwise transfer the Software to any other person or organization, for purposes other than as expressly provided in this Agreement, without Datalogic's prior written consent.

3. Transfers, Support.

- 3.1 Any copying, installing, reproduction, remanufacture, reverse engineering, electronic transfer, or other use of the Software on other than the designated Datalogic Product will be a material breach of this Agreement. However, Datalogic may elect not to terminate this Agreement or the granted licenses, but instead may elect to notify End User that End User is deemed to have ordered and accepted a license for each breaching use. End User shall pay Datalogic the applicable list price for such licenses as of the date of such breach.
- 3.2 End User shall not sell, assign, sublicense, distribute, lend, rent, give, or otherwise transfer the Datalogic Product to any third party unless such third party agrees with Datalogic in writing to be bound by the terms and conditions of this Agreement. Any such transfer of the Datalogic Product absent such agreement shall be null and void.
- 3.3 End User may obtain support for Software from Datalogic at Datalogic's standard support fees and under Datalogic's standard support terms and conditions in effect at the time the support is requested.

4. Intellectual Property.

End User acknowledges that the Software constitutes valuable trade secrets of Datalogic or Datalogic's third party licensors and that the Software is protected by intellectual property laws and treaties. The license set forth in this Agreement does not transfer to End User any ownership of Datalogic's or its third party licensors' copyrights, patents, trademarks, service marks, trade secrets, or other intellectual property rights and End User shall have no right to commence any legal actions to obtain such rights. End User shall not remove, modify, or take any other action that would obscure any copyright, trademark, patent marking, or other intellectual property notices contained in or on the Datalogic Product.

5. Proprietary Information.

- 5.1 End User acknowledges that Proprietary Information is the confidential, proprietary, and trade secret property of Datalogic and Datalogic's third party licensors and End User acquires no right or interest in any Proprietary Information.

- 5.2 End User shall not disclose, provide, or otherwise make available the Proprietary Information of Datalogic or its third party licensors to any person other than End User's authorized employees or agents who are under confidentiality agreement, and End User shall not use the Proprietary Information other than in conjunction with use of the Datalogic Product exclusively for End User's internal business purposes. End User shall take steps to protect the Proprietary Information no less securely than if it were End User's own intellectual property.
- 5.3 The provisions of this Proprietary Information Section shall survive and continue for five (5) years after the termination of this Agreement.

6. Limited Warranty.

- 6.1 Datalogic warrants that, under normal use and operation, the Datalogic Product will conform substantially to the applicable Documentation for the period specified in the Documentation. During this period, for all reproducible nonconformities for which Datalogic has been given written notice, Datalogic will use commercially reasonable efforts to remedy nonconformities verified by Datalogic. End User agrees to supply Datalogic with all reasonably requested information and assistance necessary to help Datalogic in remedying such nonconformities. For all defects reported to Datalogic within the warranty period, Datalogic's liability is limited to providing End User with one copy of corrections or responding to End User's problem reports according to Datalogic's standard assistance practices. Datalogic does not warrant that the product will meet End User's requirements or that use of the product will be uninterrupted or error free, or that Datalogic's remedial efforts will correct any nonconformance. This limited warranty does not cover any product that have been subjected to damage or abuse, whether intentionally, accidentally, or by neglect, or to unauthorized repair or unauthorized installation, and shall be void if End User modifies the product, uses the product in any manner other than as established in the Documentation, or if End User breaches any of the provisions of this Agreement.
- 6.2 EXCEPT AS PROVIDED IN THIS AGREEMENT, THE DATALOGIC PRODUCT IS PROVIDED "AS IS" AND DATALOGIC MAKES NO WARRANTIES OF ANY KIND, EXPRESS OR IMPLIED, WRITTEN OR ORAL, WITH RESPECT TO THE PRODUCT, AND SPECIFICALLY DISCLAIMS THE IMPLIED WARRANTIES OF MERCHANTABILITY AND FITNESS FOR A PARTICULAR PURPOSE.

7. Infringement.

- 7.1 Datalogic will defend End User against any claim in a lawsuit that the Datalogic Product furnished hereunder infringe a United States patent or copyright of a third party and Datalogic will pay any damages finally awarded against End User by a court of competent jurisdiction that are attributable to such claim or will pay End User's part of any settlement that is attributable to such claim, provided, that 1) End User notifies Datalogic promptly in writing of the claim, 2) Datalogic controls the defense or settlement of the claim, and 3) End User cooperates fully with Datalogic in such defense or settlement. All notices of a claim should be sent to Datalogic ADC, Inc., Legal Department, 959 Terry St, Eugene, OR 97402.
- 7.2 In the defense or settlement of any such claim, Datalogic may, at its option, 1) procure for End User the right to continue using the Datalogic Product, 2) modify the Datalogic Product so that it becomes non-infringing, 3) replace the Datalogic Product with an equivalent product not subject to such claim, or 4) provide End User an opportunity to return the Datalogic Product and receive a refund of the purchase price paid, less a reasonable allowance for use.
- 7.3 Datalogic shall have no liability to End User for claims of infringement based upon 1) the use of any Datalogic Product in combination with any product which Datalogic has not either furnished or authorized for use with such Datalogic Product 2) the use of any Datalogic Product designed, manufactured, or modified to the specifications of End User, or 3) End User's modification of the Datalogic Product without written authorization from Datalogic.
- 7.4 THE FOREGOING STATES DATALOGIC'S COMPLETE AND ENTIRE OBLIGATION CONCERNING CLAIMS OF PATENT, COPYRIGHT, OR OTHER INTELLECTUAL PROPERTY INFRINGEMENT, CANCELS AND SUPERCEDES ANY PRIOR AGREEMENTS, WHETHER ORAL OR WRITTEN, BETWEEN THE PARTIES CONCERNING SUCH CLAIMS, AND WILL NOT BE MODIFIED OR AMENDED BY ANY PAST, CONTEMPORANEOUS, OR FUTURE AGREEMENTS OR DEALINGS BETWEEN THE PARTIES, WHETHER ORAL OR WRITTEN, EXCEPT AS SET FORTH IN A FUTURE WRITING SIGNED BY BOTH PARTIES.

8. Limitation Of Liability.

EXCEPT AS PROVIDED IN SECTION 7, DATALOGIC SHALL NOT BE LIABLE FOR ANY CLAIMS AGAINST END USER BY ANY OTHER PARTY. IN NO EVENT SHALL DATALOGIC'S LIABILITY FOR DAMAGES, IF ANY, WHETHER BASED UPON CONTRACT, TORT (INCLUDING NEGLIGENCE), PRODUCT LIABILITY, STRICT LIABILITY, WARRANTY, OR ANY OTHER BASIS, EXCEED THE PRICE OR FEE PAID BY END USER FOR THE DATALOGIC PRODUCT. UNDER NO CIRCUMSTANCES SHALL DATALOGIC BE LIABLE TO END USER OR ANY THIRD PARTY FOR LOST PROFITS, LOST DATA, INTERRUPTION OF BUSINESS OR SERVICE, OR FOR ANY OTHER SPECIAL, CONSEQUENTIAL, CONTINGENT, INDIRECT, INCIDENTAL, PUNITIVE, EXEMPLARY, OR OTHER SIMILAR DAMAGES, EVEN IF DATALOGIC HAS BEEN ADVISED OF THE POSSIBILITY OF SUCH DAMAGES.

9. Government Restricted Rights; International Use.

- 9.1 Use, duplication, or disclosure of the Software by the U.S. Government is subject to the restrictions for computer software developed at private expense as set forth in the U.S. Federal Acquisition Regulations at FAR 52.227-14(g), or 52.227-19 or in the Rights in Technical Data and Computer Software clause at DFARS 252.227-7013(c)(1)(ii), whichever is applicable.
- 9.2 If End User is using the Datalogic Product outside of the United States, End User must comply with the applicable local laws of the country in which the Datalogic Product is used, with U.S. export control laws, and with the English language version of this Agreement. The provisions of the "United Nations Convention on International Sale of Goods" shall not apply to this Agreement.

10. Termination.

- 10.1 Either party may terminate this Agreement or any license granted under this Agreement at any time upon written notice if the other party breaches any provision of this Agreement.
- 10.2 Upon termination of this Agreement, End User immediately shall cease using any non-embedded software and shall return to Datalogic or destroy all non-embedded software covered by this Agreement, and shall fur-

nish Datalogic with a certificate of compliance with this provision signed by an officer or authorized representative of End User. For embedded software, End User agrees to sign a waiver prepared by Datalogic concerning further use of the embedded Software. End User's resumed or continued use of the embedded Software after termination shall constitute End User's agreement to be bound by the terms and conditions of this Agreement for such use.

11. General Provisions.

- 11.1 Entire Agreement; Amendment. This document contains the entire agreement between the parties relating to the licensing of the Software and supersedes all prior or contemporaneous agreements, written or oral, between the parties concerning the licensing of the Software. This Agreement may not be changed, amended, or modified except by written document signed by Datalogic.
- 11.2 Notice. All notices required or authorized under this Agreement shall be given in writing, and shall be effective when received, with evidence of receipt. Notices to Datalogic shall be sent to the attention of Contract Administration, Datalogic ADC Inc., 959 Terry Street, Eugene, OR 97402, or such other address as may be specified by Datalogic in writing.
- 11.3 Waiver. A party's failure to enforce any of the terms and conditions of this Agreement shall not prevent the party's later enforcement of such terms and conditions.
- 11.4 Governing Law; Venue: This Agreement and the rights of the parties hereunder shall be governed by and construed in accordance with the laws of the State of Oregon U.S.A, without regard to the rules governing conflicts of law. The state or federal courts of the State of Oregon located in either Multnomah or Lane counties shall have exclusive jurisdiction over all matters regarding this Agreement, except that Datalogic shall have the right, at its absolute discretion, to initiate proceedings in the courts of any other state, country, or territory in which End User resides, or in which any of End User's assets are located.
- 11.5 Attorneys' Fees. In the event an action is brought to enforce the terms and conditions of this Agreement, the prevailing party shall be entitled to reasonable attorneys' fees, both at trial and on appeal.

- END -

Software Product Policy

Datalogic reserves the right to ship its products with the latest version of software/firmware available. This provides our customers with the very latest in Datalogic software technology.

The only exception to this policy is when the buyer has a signed contract with Datalogic that clearly defines the terms and conditions for making software/firmware changes in products shipped to the buyer.

Customers Under Software Support

Customers that elect to subscribe to Datalogic Software Maintenance and Support Agreement will receive 30 days advance notification of: (1) the release of a new software version; and/or (2) discontinuation of any prior software version that will no longer be supported. Datalogic will provide maintenance for a fee that will assist customers in transitioning to the next software version. If a customer is currently using the software version being discontinued, the customer may elect to transition to any one of the newer versions, depending on the hardware in use.

To arrange for a Software Maintenance and Support Agreement please contact your Datalogic sales person.

Laser Cautions

The reader may contain a laser pointer (this is a value-added option), which is certified in the U.S. to conform to the requirements of DHHS/CDRH 21CFR Subchapter J for Class II and IEC 60825-1 for Class 2 products. Class II (2) products are not considered to be hazardous. Laser pointer models of the reader contain a Visible Laser Diode (VLD) at a wavelength of 655 nanometers and is designed so that there can be no human access to harmful levels of laser light during normal operation, user maintenance, or during prescribed service operations. See the Product Reference Guide (PRG) for laser pointer configuration information and barcodes.



CAUTION

Do not attempt to open or otherwise service any components in the optics cavity. Opening or servicing any part of the optics cavity by unauthorized personnel may violate laser safety regulations.

Technical Specification

Item	Description
Physical Characteristics	
Color	Yellow/Black Black/Black
Dimensions	Height 7.5"/190 mm Length 4.5"/115 mm Width 3.0"/75 mm
Weight (without cable)	Approximately 9.9 ounces/280 g (without cable)
Electrical Characteristics	
Voltage & Current	Input current at 5V = 285 mA (max) ^a 135 mA (standby) 2.5 mA (RS-232 sleep mode) 2.5 mA (USB suspend) Input Power = 1.5W max in the 4 - 14V range ^a
Performance Characteristics	
Light Source	Dual LEDs
Roll (Tilt) Tolerance	± 30° from normal
Pitch Tolerance	± 65°
Skew (Yaw) Tolerance	± 60°
Field of View	2" wide at 1" from the reader 7" wide at 7" from the reader

Item	Description
Depth of Field ^b	100 mil: typical 5.1" to 208.7" (13 cm to 530 cm) 55 mil: typical 1.9" to 118.1" (4.7 cm to 300 cm) 40 mil: typical 0.8" to 94.5" (2 cm to 240 cm) 20 mil: typical 0.1" to 46.9" (0.3 cm to 119 cm) 13 mil: typical 0" to 31.5" (0.1 cm to 80 cm) 10 mil: typical 0" to 23.6" (0 cm to 60 cm) 7.5 mil: typical 0.1" to 17.3" (0.2 cm to 44 cm) 5 mil: typical 0.6" to 5.5" (1.5 cm to 14 cm)
Minimum Element Width	3 mil
Print Contrast Minimum	15% minimum reflectance
Decode Capability	UPC/EAN/JAN, P2/P5 add-ons; Code 39; Code 32 (Italian Pharmacode); Code 128; Code 128 ISBT; Code 128 add-ons; I 2 of 5; Standard 2 of 5; Code 11; Codabar; EAN 128; GS1 DataBar Omnidirectional, GS1 DataBar Limited, GS1 DataBar Expanded, Code 4, Code 5, Follett 2 of 5.
Interfaces Supported	RS-232 Std., RS-232 Wincor-Nixdorf, RS-232 OPOS, IBM 46xx (ports 5B and 9B), USB Com Std., USB Keyboard, USB Alternate Keyboard, USB OEM, Keyboard Wedge (AT with or w/o Alternate Key, IBM AT PS2 with or w/o Alternate Key, PC-XT, IBM 3153, IBM Terminals 31xx, 32xx, 34xx, 37xx make only and make break keyboard, Digital Terminals VT2x, VT3xx, VT4xx, and Apple) and Wand Emulation.
User Environment	
Operating Temperature	-22° to 122° F (-30° to 50° C)
Storage Temperature	-40° to 158° F (-40° to 70° C)
Humidity	Operating: 5% to 90% relative humidity, non-condensing Storage: 5% to 95% relative humidity, non-condensing
Drop Specifications	50 drops from 2 meters (6.5 feet) to concrete, -30°C to 50°C
Ambient Light Immunity	Up to 100,000 LUX in sunlight.
Contaminants Spray/rain Dust/particulates	IEC 529-IPX5 IEC 529-IP6X
Beeper Loudness	84 dBA typical for operator at a distance of 19" (50cm)
ESD Level	25 KV
Regulatory	
Electrical Safety	UL 60950, CAN/CSA-C22.2 No. 60950/IEC60950
Laser Safety	Complies with 21 CFR 1040 Class 2 and IEC/EN60825-1:2007 Class II when laser pointer installed.
EMI/RFI	FCC Part 15 Class B, ICES-003 Class B, European Union EMC Directive ^c , Australian SMA, Taiwan EMC, Japan VCCI/MITI, Korean EMC

a. Typical input current with factory default configuration. Max input current = 315 mA @ 5V with factory default configuration. Changes to the default (scan mode or beeper settings) may increase the max input current up to 410 mA @ 5V and the max power up to 2.05 W.

b. 13 mil DOF based on UPC. All others are Code 39. All labels grade A, minimum illumination 300 LUX, 20°C, label inclination 10°.

c. USB cables CAB-465, CAB-467 and CAB-486 are certified to a residential level of immunity according to the EN 55024 and not recommended for industrial level EN61000 6-2:2005.

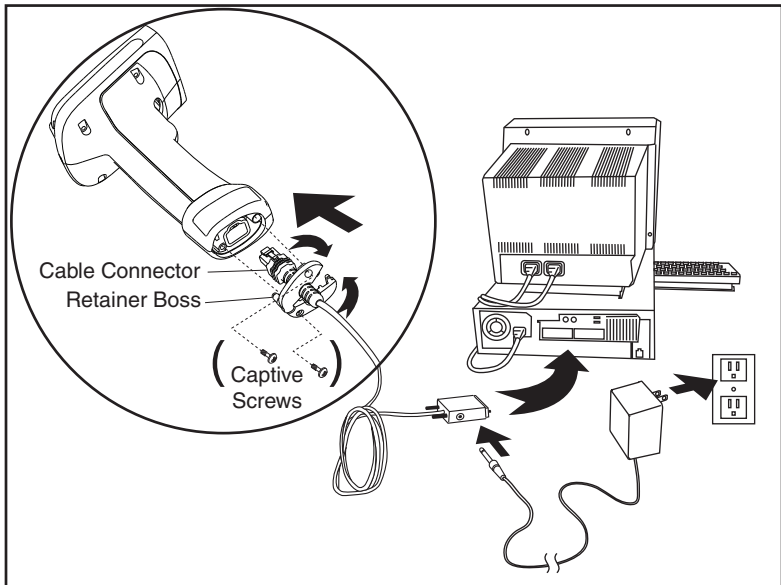
Getting Started

Connection

Use the appropriate instructions below to connect the reader to the terminal, PC or other host device. The reader cable connection is secured using the “clamshell” retainer referenced in the enlarged area of **Figure 1**. Fit and clamp the retainer over the cable connector as shown in the illustration, then fully seat the cable assembly into the reader, aligning both the connector and the retainer boss with their respective openings. Secure the captive screws.

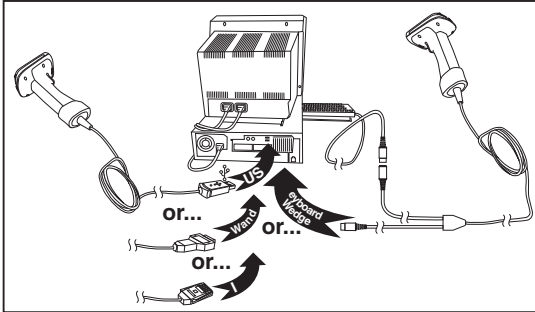
RS-232 Serial Connection — Turn off power to the terminal/PC and connect the reader to the terminal/PC serial port via the RS-232 cable as shown in **Figure 1**. If the terminal will not support POT (Power Off the Terminal) to supply reader power, use the approved power supply (AC Adapter). Plug the AC Adapter barrel connector into the socket on the RS-232 cable connector and the AC Adapter plug into a standard power outlet.

Figure 1. RS-232 Serial Connection



USB Connection — Connect the reader to a USB port on the terminal/PC using the correct USB cable for the interface type you ordered. Reference [Figure 2](#).

Figure 2. Other Interface Connections



Wand Emulation Connection — Connect the reader to the appropriate port on the terminal/PC using the correct cable for the interface type you ordered. Reference [Figure 2](#).

IBM Connection — Connect the reader to the IBM port on the terminal/PC using the correct IBM cable. Reference [Figure 2](#).

Keyboard Wedge Connection — The Keyboard Wedge cable has a ‘Y’ connection from the reader. Connect the female to the male end from the keyboard and the remaining end at the keyboard port at the terminal/PC. Reference [Figure 2](#).

Programming





The reader is typically factory-configured with a set of default features. Reference [Defaults on page 11](#). You can select other options and customize your reader through use of the instructions and programming barcodes available in the Product Reference Guide (PRG). You can view and download this and other manuals from the website listed on the back cover of this manual.



NOTE








Some interfaces require the scanner to start in the disabled state when powered up. If additional scanner configuration is desired while in this state, pull the trigger and hold it for five seconds. The scanner will change to a state that allows programming with barcodes.




Select the desired interface by scanning the associated barcode below.

INTERFACE	SELECTION BARCODE
RS-232 Standard	
RS-232 Wincor-Nixdorf	
RS-232 for OPOS/UPOS/ JavaPOS	
Wand Emulation	
IBM 46XX Port 5B	
IBM 46XX Port 9B	
USB Com ^a	
USB Keyboard	
USB Alternate Keyboard	
USB OEM	

^a. Download the correct USB Com driver from www.datalogic.com

Interface selection — continued

INTERFACE	SELECTION BARCODE
Keyboard AT	 <p>Keyboard Wedge for PS/2 25-286, 30-286, 50, 50Z, 60, 70, 80, 90 & 95 w/Standard Key Encoding</p>
Keyboard AT-NK	 <p>Keyboard Wedge for IBM AT PS2 with standard key encoding but without external keyboard</p>
Keyboard AT-ALT	 <p>Keyboard Wedge for AT, PS/2 25-286, 30-286, 50, 50Z, 60, 70, 80, 90 & 95 w/Alternate Key</p>
Keyboard AT-ALT-NK	 <p>Keyboard Wedge for IBM AT PS2 with alternate key encoding but without external keyboard</p>
Keyboard XT	 <p>Keyboard Wedge for PC/XT w/Standard Key Encoding</p>
Keyboard IBM 3153	 <p>Keyboard Wedge for IBM Terminal 3153</p>
Keyboard IBM-M	 <p>Keyboard Wedge for IBM Terminals 31xx, 32xx, 34xx, 37xx make only keyboard</p>

INTERFACE	SELECTION BARCODE
Keyboard IBM-MB	 <p>Keyboard Wedge for IBM Terminals 31xx, 32xx, 34xx, 37xx make break keyboard</p>
Keyboard DIG-VT	 <p>Keyboard Wedge for DIGITAL Terminals VT2xx, VT3xx, VT4xx</p>
Keyboard USB-KBD-Apple	 <p>USB Keyboard for Apple computers</p>

Defaults

For your convenience, standard defaults are shown here for each of the major interface types. For more details or to change these settings, reference the Product Reference Guide (PRG).

RS-232 Standard Default Settings — 9600 Baud, no Parity, 1 Stop Bit, Handshaking disabled, no Intercharacter Delay, Beep on ASCII BEL disabled, Beep On Not On File enabled, ACK Character = 'ACK', NAK Character = 'NAK', ACK NAK Timeout Value = 600ms, ACK NAK Retry Count = 3, ACK NAK Error Handling = Ignore, Indicate Transmission Failure enabled, Disable Reader Command = 'D', Enable Reader Command = 'E'.

Wand Emulation Standard Default Settings — Wand Idle State = Low, Wand Polarity = Quiet Zones & Spaces High - Bars Low, No Label Symbology Conversion, Transmit Noise = Disabled.

OEM/IBM Standard Default Settings — OEM-USB Device Usage = Table Top Scanner, Transmit Labels in Code 39 Format = OEM Standard Format, 46xx Number of Host Resets = 6.

USB Standard Default Settings — USB Keyboard Speed = Fast (1ms).

Keyboard Standard Default Settings (Keyboard AT) — Country Mode = U.S., Caps Lock= OFF, Numlock Key =Unchanged, Send Control Characters = Disabled, Wedge Quiet Interval = 100ms, No Wedge Intercode Delay.

Resetting the Standard Product Defaults

If programming settings for your reader are in an unknown condition, factory settings can be restored by scanning the “Factory Default Settings” barcode below. A listing of factory default settings is available in the PRG. Settings can vary, depending upon the interface type.



Factory Default Settings

Symbologies

Symbologies are factory enabled or disabled in the reader as follows:

Enabled Symbologies

- UPC-A, UPC-E, EAN 13, EAN 8 — without add-ons, Check Character Transmission enabled, no Expansion, Minimum Reads = 1 (except In-Store Minimum Reads = 2), System Number Transmission = enabled, 2D Components = disabled, EAN 8 Guard Insertion/Substitution Options = disabled (except EAN 8 Guard Substitution), Stitching = disabled.
- Code 39 — Check Character Calculation/Transmission enabled, Start/Stop Character disabled, Full ASCII disabled, Quiet Zones = auto, Minimum Reads = 1, Decoding Level and Aggressiveness = 3, Variable Length Control, Length One = 2, Length Two = 50, Interdigit Ratio = 4, Character Correlation = Disabled, Stitching is enabled.
- Code 128 — No Expansion, Check Character Transmission enabled, SubCode Change not transmitted, Quiet Zones = Auto, Minimum Reads = 1, Decoding Levels and Aggressiveness = 3,

Variable Length Control, Length One = 1, Length two = 80, Character Correlation = disabled, Stitching = enabled.

- Interleaved 2 of 5 — Zero Pattern and Check Character Calculation = disabled, Check Character Transmission = enabled, Minimum Reads = 1, Decoding Levels and Aggressiveness = 3, Variable Length Control, Length One = 12, Length Two = 100, Character Correlation and Stitching = disabled.

Disabled Symbolologies

GS1 DataBar (Omnidirectional, Expanded and Limited), GTIN formatting, Pharmacode 39, Codabar, Code 93, Code 11, Standard 2 of 5.

How to Scan

When the trigger is pressed, the reader projects a red, horizontal illuminating beam. This beam will remain on until the trigger is released, a barcode is read, or until a time-out¹ period expires.



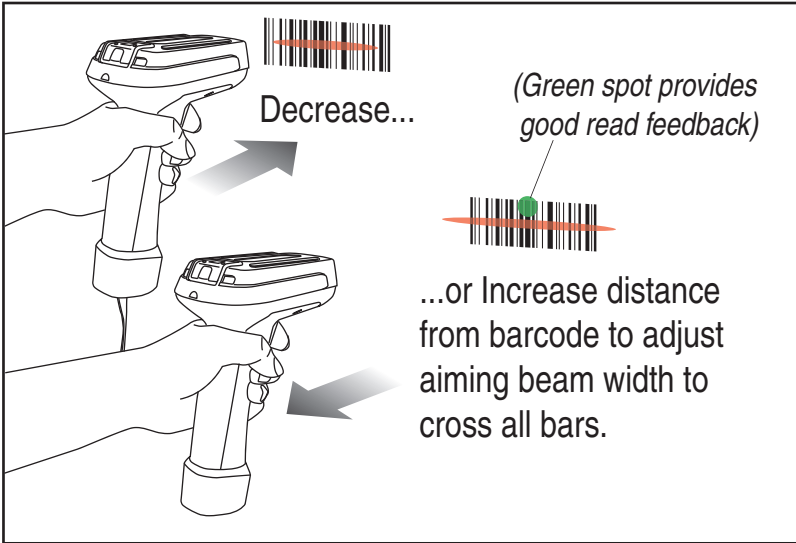
NOTE

If the surface being scanned is highly reflective (e.g., laminated), it may be necessary to tilt the item or the reader slightly (15° to 18°) to prevent unwanted reflection.

Linear Barcodes — To scan a linear barcode, center the illumination beam over the barcode as shown in [Figure 3](#). The reader must “see” across the width of all of the bars. Move the reader further away from the barcode to increase the scanning coverage area, and closer in to read very small barcodes.

1. Reference the Product Reference Guide (PRG) for more information about the aiming beam time-out period.

Figure 3. Scanning Barcodes



Troubleshooting

The reader will automatically perform a set of self-tests whenever you turn it on. If your reader doesn't seem to be functioning properly, follow these steps to try and isolate the problem.

1. Is the power on? Does the illumination beam come on?
If no illumination beam, check that...
 - all connections are fully seated and in the appropriate port(s).
 - the host system power is on (if external power isn't used).
 - the trigger works.
2. Is the reader having trouble reading your symbols?
If the reader isn't reading symbols well, check that the symbols...
 - aren't smeared, rough, scratched, or exhibiting voids.
 - aren't coated with frost or water droplets on the surface.
 - are enabled in the reader. See the Product Reference Guide (PRG) for more about configuring the reader to read symbologies.

3. Is the barcode displayed but not entered?

The barcode is displayed on the host device correctly, but you still have to press a key to enter it (the Enter/Return or Tab key, for example).

You need to program a suffix which enables the reader to output the barcode data plus the key you need (such as a carriage return “CR”) to enter the data into your application. Refer to the PRG for further information.

4. Does the reader read the barcode incorrectly?

If the reader reads a barcode, but the data is not displayed correctly on the host screen:

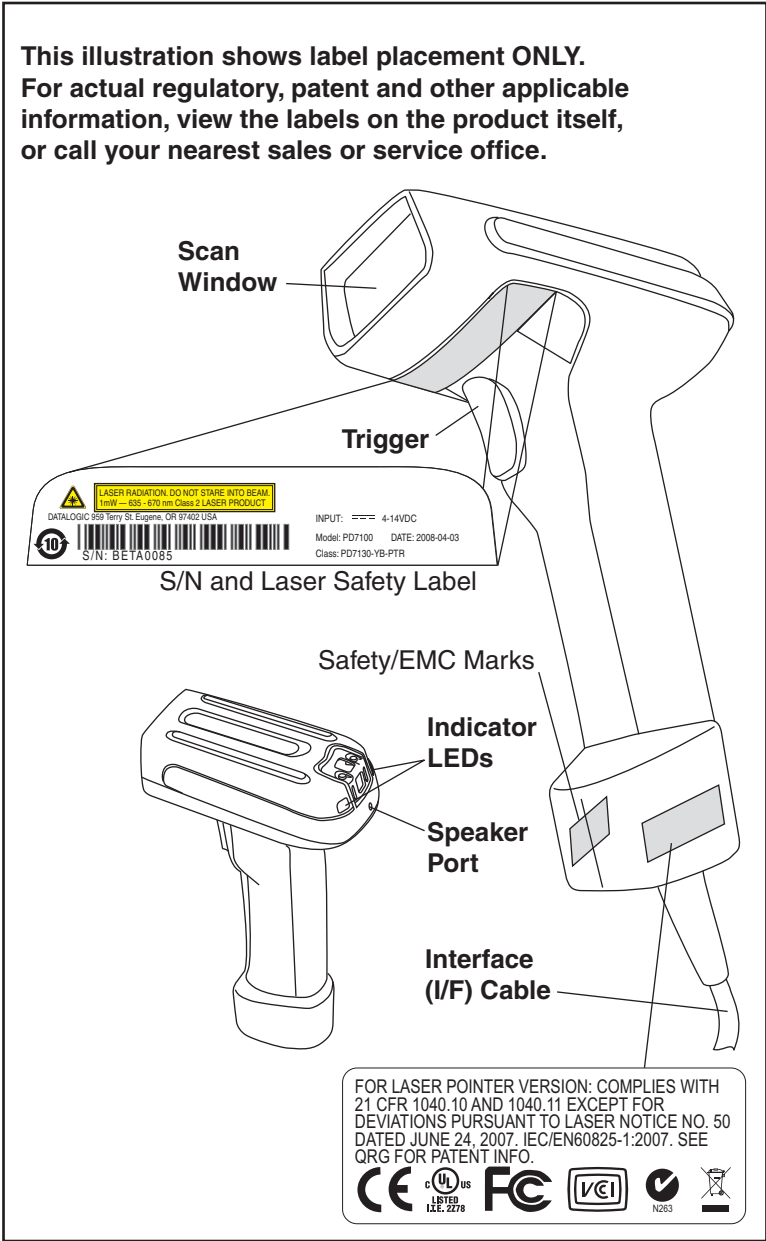
- The reader may not be programmed for the appropriate terminal interface. For example, you scan “12345” and the host displays “@es%.” Reprogram the reader with the correct interface selection barcode. See **Programming** in this manual and/or the PRG.
- The reader may not be programmed to output your barcode data properly. For example, you scan “12345” and the host displays “A12345B.” Reprogram the reader with the proper Data Editing selections. Reference the PRG.

5. The reader won't read your barcode at all.

- Scan the part number barcode in the back of this manual or the samples from the PRG. If the reader reads sample barcodes, check that your barcode is readable.
- Verify that your barcode symbology is enabled. See the PRG.

6. If you aren't sure what programming options have been set in the reader, or if you want the factory default settings restored, go to the **Resetting the Standard Product Defaults** section of this manual and scan the standard factory default settings barcode.

Figure 4. Labeling and Nomenclature



Datalogic ADC Limited Factory Warranty

Warranty Coverage

Datalogic ADC ("Datalogic") hardware products are warranted against defects in material and workmanship under normal and proper use. The liability of Datalogic under this warranty is limited to furnishing the labor and parts necessary to remedy any defect covered by this warranty and restore the product to its normal operating condition. Repair or replacement of product during the warranty does not extend the original warranty term. Products are sold on the basis of specifications applicable at the time of manufacture and Datalogic has no obligation to modify or update products once sold.

If Datalogic determines that a product has defects in material or workmanship, Datalogic shall, at its sole option repair or replace the product without additional charge for parts and labor, or credit or refund the defective products duly returned to Datalogic. To perform repairs, Datalogic may use new or reconditioned parts, components, subassemblies or products that have been tested as meeting applicable specifications for equivalent new material and products. Customer will allow Datalogic to scrap all parts removed from the repaired product. The warranty period shall extend from the date of shipment from Datalogic for the duration published by Datalogic for the product at the time of purchase (Warranty period). Datalogic warrants repaired hardware devices against defects in workmanship and materials on the repaired assembly for a 90 day period starting from the date of shipment of the repaired product from Datalogic or until the expiration of the original warranty period, whichever is longer. Datalogic does not guarantee, and it is not responsible for, the maintenance of, damage to, or loss of configurations, data, and applications on the repaired units and at its sole discretion can return the units in the "factory default" configuration or with any software or firmware update available at the time of the repair (other than the firmware or software installed during the manufacture of the product). Customer accepts responsibility to maintain a back up copy of its software and data.

Warranty Claims Process

In order to obtain service under the Factory Warranty, Customer must notify Datalogic of the claimed defect before the expiration of the applicable Warranty period and obtain from Datalogic a return authorization number (RMA) for return of the product to a designated Datalogic service center. If Datalogic determines Customer's claim is valid, Datalogic will repair or replace product without additional charge for parts and labor. Customer shall be responsible for packaging and shipping the product to the designated Datalogic service center, with shipping charges prepaid. Datalogic shall pay for the return of the product to Customer if the shipment is to a location within the country in which the Datalogic service center is located. Customer shall be responsible for paying all shipping charges, duties, taxes, and any other charges for products returned to any other locations. Failure to follow the applicable RMA policy, may result in a processing fee. Customer shall be responsible for return shipment expenses for products which Datalogic, at its sole discretion, determines are not defective or eligible for warranty repair.

Warranty Exclusions

The Datalogic Factory Warranty shall not apply to:

-
- (i) any product which has been damaged, modified, altered, repaired or upgraded by other than Datalogic service personnel or its authorized representatives;
 - (ii) any claimed defect, failure or damage which Datalogic determines was caused by faulty operations, improper use, abuse, misuse, wear and tear, negligence, improper storage or use of parts or accessories not approved or supplied by Datalogic;
 - (iii) any claimed defect or damage caused by the use of product with any other instrument, equipment or apparatus;
 - (iv) any claimed defect or damage caused by the failure to provide proper maintenance, including but not limited to cleaning the upper window in accordance with product manual;
 - (v) any defect or damage caused by natural or man-made disaster such as but not limited to fire, water damage, floods, other natural disasters, vandalism or abusive events that would cause internal and external component damage or destruction of the whole unit, consumable items;
 - (vi) any damage or malfunctioning caused by non-restoring action as for example firmware or software upgrades, software or hardware reconfigurations etc.;
 - (vii) the replacement of upper window/cartridge due to scratching, stains or other degradation and/or
 - (viii) any consumable or equivalent (e.g., cables, power supply, batteries, keypads, touch screen, triggers etc.).

No Assignment

Customer may not assign or otherwise transfer its rights or obligations under this warranty except to a purchaser or transferee of product. No attempted assignment or transfer in violation of this provision shall be valid or binding upon Datalogic.

DATALOGIC'S LIMITED WARRANTY IS IN LIEU OF ALL OTHER WARRANTIES, EXPRESS OR IMPLIED, ORAL OR WRITTEN, STATUTORY OR OTHERWISE, INCLUDING, WITHOUT LIMITATION, ANY IMPLIED WARRANTIES OF MERCHANTABILITY, FITNESS FOR A PARTICULAR PURPOSE, OR NONINFRINGEMENT. DATALOGIC SHALL NOT BE LIABLE FOR ANY DAMAGES SUSTAINED BY CUSTOMER ARISING FROM DELAYS IN THE REPLACEMENT OR REPAIR OF PRODUCTS UNDER THE ABOVE. THE REMEDY SET FORTH IN THIS WARRANTY STATEMENT IS THE CUSTOMER'S SOLE AND EXCLUSIVE REMEDY FOR WARRANTY CLAIMS. UNDER NO CIRCUMSTANCES WILL DATALOGIC BE LIABLE TO CUSTOMER OR ANY THIRD PARTY FOR ANY LOST PROFITS, OR ANY INCIDENTAL, CONSEQUENTIAL IN-DIRECT, SPECIAL OR CONTINGENT DAMAGES REGARDLESS OF WHETHER DATALOGIC HAD ADVANCE NOTICE OF THE POSSIBILITY OF SUCH DAMAGES.

Risk of Loss

Customer shall bear risk of loss or damage for product in transit to Datalogic. Datalogic shall assume risk of loss or damage for product in Datalogic's possession. In the absence of specific written instructions for the return of product to Customer, Datalogic will select the carrier, but Datalogic shall not thereby assume any liability in connection with the return shipment.

WEEE Statement



Waste Electrical and Electronic Equipment (WEEE) Statement.

English

For information about the disposal of Waste Electrical and Electronic Equipment (WEEE), please refer to the website at www.datalogic.com.

Italian

Per informazioni sullo smaltimento delle apparecchiature elettriche ed elettroniche consultare il sito Web www.datalogic.com.

French

Pour toute information relative à l'élimination des déchets électroniques (WEEE), veuillez consulter le site internet www.datalogic.com.

German

Informationen zur Entsorgung von Elektro- und Elektronik- Altgeräten (WEEE) erhalten Sie auf der Webseite www.datalogic.com.

Spanish

Si desea información acerca de los procedimientos para el desecho de los residuos del equipo eléctrico y electrónico (WEEE), visite la página Web www.datalogic.com.

Portuguese

Para informações sobre a disposição de Sucatagem de Equipamentos Elétricos e Eletrônicos (WEEE -Waste Electrical and Electronic Equipment), consultar o site web www.datalogic.com.

Chinese

有关处理废弃电气电子设备 (WEEE) 的信息，请参考 Datalogic 公司的网站 www.datalogic.com/。

Japanese

廃電気電子機器 (W E E E) の処理についての関連事項は Datalogic のサイト www.datalogic.com をご参照下さい。

PART	部件名称	Lead (Pb)	Mercury (Hg)	Cadmium (Cd)	Hexavalent Chromium (Cr(VI))	Polybrominated biphenyls (PBB)	Polybrominated diphenyl ethers (PBDE)
		有毒有害物质或元素					
		铅	汞	镉	六价铬	多溴联苯	多溴二苯醚
Power Supply	电源	X	O	O	O	O	O
Cable	电缆	X	O	O	O	O	O
Assy. Module	光学组件	X	O	O	O	O	O
Printed Circuit Board Assy	电路板组件	X	O	O	O	O	O
O: 代表此种部件的所有均质材料中所含的该种有毒有害物质均低于中华人民共和国信息产业部所颁布的《电子信息产品中有毒有害物质的限量要求》(SJ/T 11363-2006) 规定的限量。							
X: 代表此种部件所用的均质材料中, 至少有一类材料其所含的有毒有害物质高于中华人民共和国信息产业部所颁布的《电子信息产品中有毒有害物质的限量要求》(SJ/T 11363-2006) 规定的限量							

EFUP determined by "Look-up Method" (scanner). 环保使用期限取决于“查表法”(扫描仪)



Datalogic ADC, Inc.
959 Terry Street
Eugene, Oregon 97402
USA

La presente dichiarazione di conformità è rilasciata sotto la responsabilità esclusiva di Datalogic ADC, Inc. per:
This Declaration of Conformity is issued under the sole responsibility of Datalogic ADC, Inc. for:
Cette déclaration de conformité est établie sous la seule responsabilité de Datalogic ADC, Inc.
Diese Konformitätserklärung wird unter der alleinigen Verantwortung des Datalogic ADC, Inc. erteilt für:
Esta declaración de conformidad se expide bajo la exclusiva responsabilidad de Datalogic ADC, Inc. para:

PowerScan PD7100 Barcode Reader

e tutti i suoi modelli
and all its models
et tous ses modèles
und seine Modelle
y todos sus modelos

sono conformi alle Direttive del Consiglio Europeo sottoelencate:
are in conformity with the requirements of the European Council Directives listed below:
sont conformes aux spécifications des Directives de l'Union Européenne ci-dessous:
den nachstehenden angeführten Direktiven des Europäischen Rats:
cumple con los requisitos de las Directivas del Consejo Europeo, según la lista siguiente:

2004/108/EC EMC Directive
2011/65/EU RoHS Directive (8 June 2011)

Basate sulle legislazioni degli Stati membri in relazione alla compatibilità elettromagnetica ed alla sicurezza dei prodotti.

On the approximation of the laws of Member States relating to electromagnetic compatibility and product safety.

Basée sur la législation des Etats membres relative à la compatibilité électromagnétique et à la sécurité des produits.

Über die Annäherung der Gesetze der Mitgliedsstaaten in bezug auf elektromagnetische Verträglichkeit und Produktsicherheit entsprechen.

Basado en la aproximación de las leyes de los Países Miembros respecto a la compatibilidad electromagnética y las Medidas de seguridad relativas al producto.

Questa dichiarazione è basata sulla conformità dei prodotti alle norme seguenti:

This declaration is based upon compliance of the products to the following standards:

Cette déclaration repose sur la conformité des produits aux normes suivantes:

Diese Erklärung basiert darauf, daß das Produkt den folgenden Normen entspricht:

Esta declaración se basa en el cumplimiento de los productos con las siguientes normas:

CISPR 22:2005 + A1:2005 + A2:2006

LIMITS AND METHODS OF MEASUREMENTS OF RADIO
DISTURBANCE CHARACTERISTICS OF INFORMATION TECHNOLOGY
EQUIPMENT

EN 61000 6-2:2005

INFORMATION TECHNOLOGY EQUIPMENT - IMMUNITY
CHARACTERISTICS LIMITS AND METHODS OF MEASUREMENT

EN 60950-1, APRIL 2006

INFORMATION TECHNOLOGY EQUIPMENT - SAFETY -

+A11:2009+A1:2010+A12:2011

PART 1 : GENERAL REQUIREMENTS

EN 50581, SEPT 2012

TECHNICAL DOCUMENTATIONI FOR THE ASSESSMENT OF ELECTRICAL AND
ELECTRONIC PRODUCTS WITH RESPECT TO THE RESTRICTION OF HAZARDOUS
SUBSTANCES

EUGENE, OREGON USA, MAY, 2013



BRAD WEST
VICE PRESIDENT – GLOBAL SUPPLY CHAIN OPERATIONS



www.datalogic.com

© 2008 - 2013 Datalogic, Inc. ■ All rights reserved.
Datalogic and the Datalogic logo are registered trademarks of
Datalogic S.p.A. in many countries, including the U.S.A. and the E.U.

Datalogic ADC, Inc.

959 Terry Street | Eugene | OR 97402 | USA
Telephone: (1) 541-683-5700 | Fax: (1) 541-345-7140



820032314 (Rev. C)

August 2013